



Steel-Line
garage doors

Roller Door



Roller Doors

Easy to use and long lasting, Steel-Line's garage roller doors can be made to suit almost any size opening. Combine this with a range of Colorbond® colours and smooth operation, Steel-Line garage roller doors become true design features of your home.

Manufactured with heavy duty bottom rails containing durable PVC weather seals, Steel-Line's garage roller doors provide your precious garage contents with excellent protection from the harsh elements including wind, rain and dust.

All Steel-Line roller doors can be automated with a quality approved automatic opener. As a market leader in safety and innovation, all Steel-Line approved openers include a range of safety and convenient features. The standard 'Auto Reverse System' causes the garage door to immediately stop and reverse when it comes into contact with an object, while the optional extra, 'Photo Eye' feature automatically reverses the closing garage door if its electronic beam senses an obstruction.

Easy to use and long lasting, Steel-Line's garage roller doors can be made to suit almost any size opening. Combine this with a range of Colorbond® colours and smooth operation, Steel-Line garage roller doors become true design features of your home.

Our garage roller doors combine a unique profile with first class materials making them the strongest, quietest and most reliable doors available.

Manufactured with heavy duty bottom rails containing durable PVC weather seals, Steel-Line's garage roller doors provide your precious garage contents with excellent protection from the harsh elements including wind, rain and dust.

All Steel-Line roller doors can be automated with a quality approved automatic opener. As a market leader in safety and innovation, all Steel-Line approved openers include a range of safety and convenient features. The standard 'Auto Reverse System' causes the garage door to immediately stop and reverse when it comes into contact with an object, while the optional extra, 'Photo Eye' feature automatically reverses the closing garage door if its electronic beam senses an obstruction.



Colour Range		Roller Doors	Sectional Doors						
			Classic Woodgrain Finish					Savannah Smooth Finish	
			Heritage	Ranch	Slim-Line	Flat-Line	Glacier	Slim-Line	Glacier
Timbagrain & Non-Standard Colorbond® Colours									
	Classic Cedar®	N/A	TP	TP	TP	TP	TP	N/A	N/A
	Caoba®	N/A	TP	TP	TP	TP	TP	N/A	N/A
	Ready Prime Coat	N/A	S	S	S	S	S	N/A	N/A
	Zincalume®	S	N/A	N/A	N/A	N/A	N/A	N/A	N/A
Standard Premium Colours									
	Perisher White	NS	NS	NS	NS	NS	NS	N/A	N/A
Standard Colorbond & Non-Standard Colorbond® Colours									
	Manor Red®	S	NS	NS	NS	NS	NS	SS	SS
	Terrain®	S	S	S	S	S	S	SS	SS
	Jasper®	S	S	S	S	S	S	SS	SS
	Sandbank®	S	NS	NS	NS	NS	NS	SS	SS
	Paperbark®	S	S	S	S	S	S	SS	SS
	Classic Cream™	S	S	S	S	S	S	SS	SS
	Evening Haze®	S	S	S	S	S	S	SS	SS
	Dune®	S	S	S	S	S	S	SS	SS
	Shale Grey™	S	S	S	S	S	S	SS	SS
	Surfmist®	S	S	S	S	S	S	SS	SS
	Windspray®	S	S	S	S	S	S	SS	SS
	Wallaby™	S	S	S	S	S	S	SS	SS
	Bushland®	S	NS	NS	NS	NS	NS	SS	SS
	Cove™	S	S	S	S	S	S	SS	SS
	Gully™	S	S	S	S	S	S	SS	SS
	Basalt™	S	S	S	S	S	S	SS	SS
	Ironstone®	S	S	S	S	S	S	SS	SS
	Pale Eucalypt®	S	NS	NS	NS	NS	NS	SS	SS
	Wilderness®	S	NS	NS	NS	NS	NS	SS	SS
	Cottage Green®	S	NS	NS	NS	NS	NS	SS	SS
	Mangrove™	S	S	S	S	S	S	SS	SS
	Woodland Grey®	S	S	S	S	S	S	SS	SS
	Deep Ocean®	S	NS	NS	NS	NS	NS	SS	SS
	Monument®	S	S	S	S	S	S	SS	SS
	Night Sky®	S	S	S	S	S	S	SS	SS

Notes

S : Standard colour charged at Standard pricing. **NS**: Non-Standard colours including Powdercoat and Secondary colours at Non-standard pricing.
SS : Smooth finish pricing varies. Please ask your Steel-Line Product Consultant. **N/A** : Product is not available in this colour.
TP : Colour charged at Timbagrain pricing.



More than 70 Dulux® colours also available for sectional doors only. Product is available in a Powdercoat colour at Powdercoat pricing.

Please note: All colours shown on this chart are a guide only. The limitations of printing processes make extremely accurate matches impossible. We strongly recommend comparing your choice with actual samples. Additionally, Steel-Line reserves the right to vary or remove colours without notice.

Merlin

POWERED BY myQ



Commander Elite

AUSTRALIA'S FAVOURITE SECTIONAL DOOR OPENER



RESIDENTIAL SECTIONAL & TILT GARAGE DOOR OPENER

MYQ & BATTERY BACKUP CAPABLE

KEY FEATURES

POWERFUL LED LIGHTING

Illuminate your garage corner-to-corner.

MYQ CAPABLE

Opener is myQ capable for sectional doors with an additional purchase of Safety IR Beams & myQ Gateway.¹

BATTERY BACKUP COMPATIBLE

Opener is Battery Backup compatible with additional purchase of Battery Backup accessory.²



Compliant to Australian and New Zealand Standard AS/NZS 60335-2-95

SMART



MYQ CAPABLE TECHNOLOGY lets users create schedules, monitor, receive alerts and control the garage door opener away from home.¹



SOFT-START AND SOFT-STOP for smooth operation.

QUIET & RELIABLE



7-YEAR WARRANTY



QUIET DC MOTOR eliminates noise and vibrations through the ceiling and provide smooth operation.



BATTERY BACKUP ensures access even when the power is out.²



HEAVY-LIFTING POWER operates doors up to 150 kgs.

SAFE & SECURE



SECURITY+ 2.0® sends a new code with every remote click.



PREMIUM AUTOMATIC SAFETY REVERSE function will allow your garage door to stop and reverse automatically if obstructed going down or stop going up.



TIMER-TO-CLOSE automatically closes the door after a pre-set amount of time.³



IMPROVED TRANSMITTER RANGE has up to 18% better range meaning you can start opening your garage door sooner.⁴



AUTOMATIC FORCE SENSING monitors and adjusts the force needed to open your garage with each operation.



MANUAL RELEASE CORD allows you to open your garage door whenever needed.

ACCESSORIES INCLUDED



FOUR BUTTON REMOTE CONTROLS

Premium remotes to control up to 4 garage doors or gates. Each button can be programmed to Security+ and Security+ 2.0 devices.

E970M



FOUR BUTTON WIRELESS WALL MOUNT REMOTE CONTROL

4 button wall remote to control garage doors, gates and myQ Remote LED Light. Easily programmed to Security+ and Security+ 2.0 devices.

E148M

POWERFUL ADD-ONS



MYQ CONNECTIVITY BUNDLE

Add monitoring and control away from home. Includes myQ Gateway and The Protector System™ (Safety IR Beams).

M828AU77A



MYQ REMOTE LED LIGHT Ultra-bright LED light designed to illuminate your garage or workspace. Controlled by a garage door opener, remote control or myQ App.

827AU



BATTERY BACKUP

Get in and out when the power's out with Battery Backup.

M-88U24V



WIRELESS SECURITY KEYPAD

Convenient and safe access to your garage without using a remote control or key.

E840M



FOUR BUTTON CAR VISOR REMOTE CONTROL

Easily attaches to your car visor to control up to 4 garage doors or gates. Can be programmed to Security+ and Security+ 2.0 devices.

E964M

gomerlin.com.au

¹Additional purchase of Merlin myQ Gateway and Safety IR Beams accessories required to enable myQ functionality myQ will only work with Sectional Garage Doors. Visit gomerlin.com.au for further information. ²Additional purchase of Merlin Battery Backup accessory required to enable Battery Backup functionality. Visit gomerlin.com.au for further information. ³Safety IR Beams must be installed to enable the use of Timer-to-Close. See User Guide for additional information. Smartphone not included. ⁴When compared to other available Merlin products.

Commander Elite

AUSTRALIA'S FAVOURITE SECTIONAL DOOR OPENER
MS105MYQ



RESIDENTIAL SECTIONAL & TILT GARAGE DOOR OPENER
MYQ & BATTERY BACKUP CAPABLE

Works with myQ² smart technology

Additional purchase of
The myQ Connectivity Kit
is required



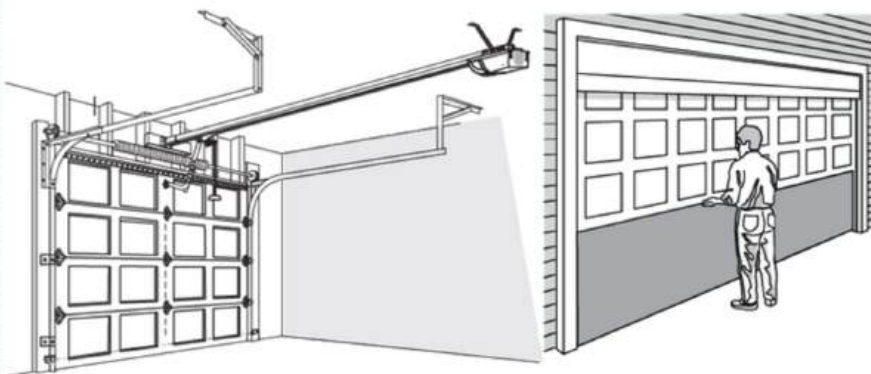
FOR SECTIONAL DOORS

- Set real time notifications to alert you when your garage door opens, closes or is left open.
- Monitor and control your garage door from anywhere.
- Share limited guest access with five people you trust.
- Pre-set scheduling to close your garage door at a certain time.
- Protect your loved ones and belongings with The Protector System™ (Safety IR Beams).
- Peace of mind knowing if your garage door is open or closed anywhere and any time.

APP AVAILABLE ON:



TYPICAL INSTALLATION - SECTIONAL DOORS



- Maximum lifting under spring tensions 20 kg
- Suitable for steel and timber spring balanced doors
- Door height: 3.5m Door width: 5.7m Total door area: 20m²
- Single dwelling, max door weight up to 150 kg



DOOR
SPEED

18
SECONDS

22
SECONDS

SECURITY



SECURITY+ 2.0*

- Encrypted rolling code across multiple frequencies.
- Security+ 2.0* technology virtually eliminates interference.

SMART



RADIO

- Provides 2-way communication from rolling door opener and accessories.
- Receiver with 64 memory registers.

ELECTRICAL



LIGHTING: LED LIGHTING

- LED light turns on with activation.
- Turns off 2.5 minutes after operation.

STANDARD SPECIFICATIONS

- Input voltage: 240V AC
- Rated door areas up to: 20m²
- Max door height: 3.5m
- Max door weight: 150 kg
- Max peak pulling force: 1000N
- Max lift under spring tension: 20 kg
- Power: 230-240 VAC 50hz 225w
- Radio frequency: 433.30, 433.92, 434.54 MHz with Security+ 2.0 technology
- Minimum headroom required: 30mm
- C-rail with belt drive
- 24C DV motor with thermal overload protection
- Compatible with myQ Technology²
- Lighting: LED Lighting
- Garage Door Opener Capacity of up to 64 memory registers

Merlin[®]



AUSTRALIA

Chamberlain Australia Pty Ltd
PO Box 1446
Lane Cove NSW 1595

gomerlin.com.au
1800 638 234

Engineered and designed by The Chamberlain Group, Inc.
©2021 The Chamberlain Group, Inc.™ Trademark of The Chamberlain Group, Inc.
* Registered Trademark of The Chamberlain Group, Inc.

¹Based upon a 2.4m high door. ²This feature requires monitored Safety IR Beams to be fitted. Linking your myQ account to partner may require an additional accessory purchase or subscription fee. Apple, the Apple logo, iPhone, and iPad are trademarks of Apple Inc., registered in the U.S. and other countries and regions. App Store is a service mark of Apple Inc. Google Play and the Google Play logo are trademarks of Google LLC.





The most advanced accessories available.

No power? No problem.

BATTERY BACKUP

M-BBU24V



PRICE:

\$199

*Installation fees may apply



Get in and out when the power is out with Battery Backup†. Keep your opener operating and your garage accessible at all times. Battery Backup powers the garage door opener (and safety features) as if the power was still on.



Open, close, schedule and monitor your door with myQ®

provides extra safety with PE beams

MYQ CONNECTIVITY BUNDLE

M828AU774



PRICE:

\$329

*Installation fees may apply



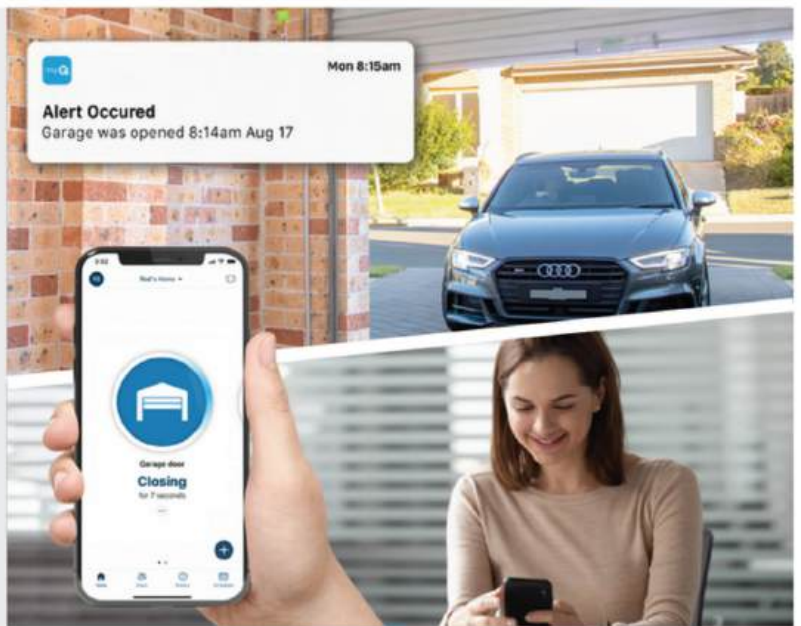
MYQ TECHNOLOGY



THE PROTECTOR SYSTEM™

Your home on command with myQ Connectivity Kit, your smart phone and the myQ App.

Stop the door from closing when the installed light beam (Safety IR Beam) is broken. Protecting your loved ones and belongings.



Add extra lighting to your space.

MYQ REMOTE LED LIGHT

- with remote (valued at \$60)

827AU



PRICE:

\$110

*Installation fees may apply



MYQ TECHNOLOGY



MYQ REMOTE LED LIGHT

Ultra-bright LED light designed to illuminate your garage or workspace. Controlled by your Merlin Garage Door opener†, remote control or myQ App†*. Easily attaches to a ceiling or wall. Supplied with 1.8m power lead. Multiple myQ Remote LED Lights can be added to your home.



* Requires a myQ Gateway device and an active myQ account.

Only available on compatible models. Visit the Merlin website for details.

Battery Backup is compatible with Commander Extreme (MS125MYQ), Commander Elite (MS105MYQ) and SilentDrive Elite (MR855MYQ) models.

FOUR-BUTTON REMOTE CONTROL

E970M



PRICE: **\$65**

*Installation fees may apply



DURABLE DESIGN



AUDIBLE CLICK

- Audible click with each button press.
- Compatible with any Merlin garage door opener manufactured after 2009.
- Control up to 4 devices including Garage Door Openers, Gates and Merlin myQ Remote LED Light.



PRICE: **\$65**

*Installation fees may apply

FOUR BUTTON CAR VISOR REMOTE CONTROL

E964M

- Compatible with any Merlin garage door opener manufactured after 2009.
- Control up to 4 devices including Garage Door Openers, Gates and Merlin myQ Remote LED Light.
- Slimline design fits neatly onto your car visor (visor clip included).
- A green LED light flashes when a button is pressed



DURABLE DESIGN



AUDIBLE CLICK



PRICE: **\$65**

*Installation fees may apply

FOUR BUTTON WIRELESS WALL MOUNT CONTROL

E148M

- Compatible with any Merlin garage door opener manufactured after 2009.
- Control up to 4 devices including Garage Door Openers, Gates and Merlin myQ Remote LED Light.
- Simply attaches to garage wall for easy access.
- Battery powered, so no wiring required.



EASY WIRELESS INSTALLATION



BIG BUTTON



PRICE: **\$165**

*Installation fees may apply

WIRELESS SECURITY KEYPAD

E850M

- Convenient and safe access to open and close your gate without using a remote control or key.
- LED backlit keys.



WEATHER RESISTANT



KEYLESS ENTRY VIA 4-DIGIT CODE



PRICE: **\$120**

*Installation fees may apply

WIRELESS SECURITY KEYPAD

E840M

- Keyless entry via 4 digit code access.
- Set temporary codes for guests.
- Perfect for the family, trades people, or even just going for a walk.
- Compatible with Merlin Security+2.0 garage door openers.

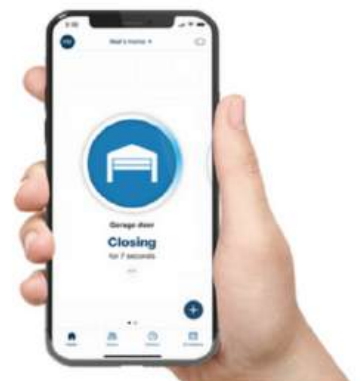


EASY TO PROGRAM



KEYLESS ENTRY VIA 4-DIGIT CODE

easterngaragedoors®



easterngaragedoors[®]

sales ● service ● repairs
remote control garage door openers

9812 3062

sales@easterngaragedoors.com.au

www.easterngaragedoors.com.au



Merlin[®]
the automatic choice